



Special Orders Form — Kitchen & Bath Cabinets

6843 Narcoossee Rd, Unit 82 Orlando, FL 32822 Phone: (321) 948.4863 | (407) 401.8592 | Radcliffe@palmcovecabinetry.com

REQUEST TYPE: Order Quote

ACCOUNT NUMBER _____ ORDER DATE _____

PURCHASER NAME _____ PO NUMBER _____

SALES REP NAME _____ SALES REP PHONE NUMBER _____

SHIP TO (Property Name) _____	
SHIPPING ADDRESS _____	
CITY _____	PHONE _____
STATE _____	ZIP _____

EMAIL ORDER CONFIRMATION TO: NAME: _____ EMAIL: _____

DOOR STYLE NAME	FINISH/COLOR	WOOD SPECIES	SQUARE OR ARCH

WALLS	QTY	R/L	BASES	QTY	R/L	VANITY	QTY	R/L
W3012			DB12			VB12		
W3612			DB15			VB15		
W3015			DB18			VB18		
W3315			DB21			VDB12		
W3615			DB24			VDB15		
W3018			DB12 4DWR			VDB18		
W3318			DB15 4DWR			VS30		
W3618			DB18 4DWR			VS33		
W3024			DB21 4DWR			VS36		
W3324			DB24 4DWR			VS42		
W3624			B9			VS48		
W930			B12			VAN42		
W1230			B15			VAN48		
W1530			B18			VSDB24BK*		
W1830			B21			VSDB30BK*		
W2130			B24			VSDB36BK*		
W2430			B27			TALL	QTY	R/L
W2730			B30			UT1212x84AS**		
W3030			B33			UT1224x84AS**		
W3330			B36			UT1512x84AS**		
W3630			B39			UT1524x84AS**		
W3930			B42			UT1812x84AS**		
W4230			B48			UT1824x84AS**		
W4830			BLB36/39					
W1242			BLB39/42					
W1542			BLB42/45					
W1842			BLB48/51					
W2442			SB30					
W3042			SB33					
W3642			SB36					
			SB42					
			SB48					

*Use an R or L to specify if right or left
 **Also available in 90 or 96 inch heights,
 "AS" designates shelves

PANELS, FILLERS, AND MOLDINGS

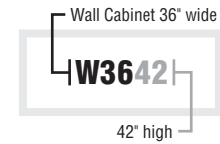
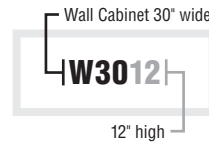
ITEM	DESCRIPTION	QTY
SM8 WD	8' SCRIBE MOLDING	
SM8 WD	8' BATTEN MOLDING	
ICM8	8' INSIDE CORNER MOLDING	
OCM8	8' OUTSIDE CORNER MOLDING	
QR8	8' QUARTER ROUND MOLDING	
CM8 WD	8' CROWN MOLDING	
BTK8 WD	8' WOOD TOE KICK	
BTK8 PRT	8' PRINT TOE KICK	
UF3	3 x 30-1/2" FILLER	
UF342	3 x 42-1/8" FILLER	
UF6	6 x 30-1/2" FILLER	
UF642	6 x 42-1/8" FILLER	
UF380	3 x 80" FILLER	
OVSF6	6 x 80" OVERSIZED FILLER	
UF392	3 x 92" FILLER	
OVSF696	6 x 92" OVERSIZED FILLER	
DWR3	DISHWASHER RETURN	
BCF27	CORNER FILLER	
V30SH	30-1/4" SHAKER VALANCE	
V36SH	36-1/4" SHAKER VALANCE	
VA48	48-1/4" STRAIGHT VALANCE	
VA72	72-1/4" STRAIGHT VALANCE	
WBEP	WOOD BASE END PANEL	
WTEP84	24 x 84" WOOD TALL END PANEL	
WTEP96	24 x 96" WOOD TALL END PANEL	
FP4834 WD	48 x 34-1/2" WOOD FINISHED PANEL	
FP4896 WD	48 x 96" WOOD FINISHED PANEL	
FP9634 WD	96 x 34-1/2" WOOD FINISHED PANEL	
FP4834 PRT	48 x 34-1/2" PRINT FINISHED PANEL	
FP4896 PRT	48 x 96" PRINT FINISHED PANEL	
TOUCHUP KIT	PUTTY, MARKER, BUMPERS	
STAIN	1 PINT	
SPRAY STAIN	11 OZ	

ADDITIONAL ITEMS

LEGEND

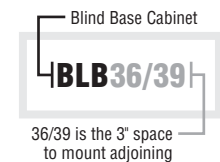
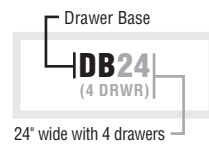
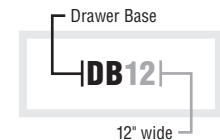
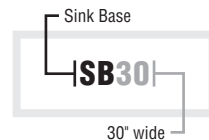
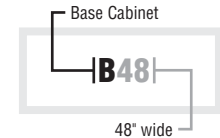
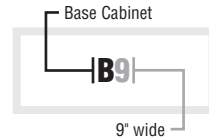
WALLS

Cabinets mounted above countertops. Standard depth is 12". This measurement is not displayed when ordering.



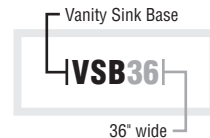
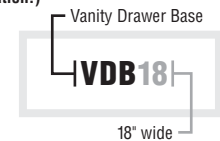
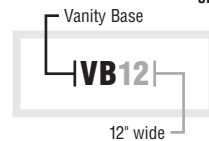
BASE

Cabinets mounted on the floor. Standard size is height 34-1/2" and depth 24". These measurements are not displayed when ordering.




VANITY

Bathroom cabinets mounted on the floor. (The industry standard height may vary from 31-1/2" to 33-1/2" and depth 21". This is not displayed on the order confirmation.)



TALL

Tall cabinet's width, depth, and height all provided when ordering. (Example: pantry or utility)



CABINET ORDER TERMS

Due to the custom requirements and lead times, cabinet orders may not be cancelled and cabinets are not returnable. Additional charges may apply for changing sizes or quantities after the initial order is placed and will require a new worksheet. Delivery times may vary, and freight charges may apply. If ordered, you must inspect product for damages upon receipt. Any damage must be noted when signing for delivery so credit can be issued. **By signing below you agree to the terms stated above and that all measurements shown above are correct.**

ACCEPTED BY: _____
Name (PLEASE PRINT)

Signature

DATE: _____

